

# CE TOOLING

## Section 9.5



**Standard Worktable— Model WTS-12**  
Adjustable side, front, and back gauges are provided for positioning material. Table sides are machined parallel to insure the adjustable side guides remain square.

# THOR 1210 TOOLING

# Costs for Non-Standard Options

**RADIUS OR 45° CHAMFER**  
**Add to Punch & Die**  
 Corners 1-3 #x 4(all)  
 Any size Radius or Chamfer #x \$10.00 \$10.00=

Add 25% to set price for **Clearance** of .003(.8mm) or less

Add 50% to die price for **Solid Dies.**

**10 STANDARD SHAPES**  
 RECTANGLE • SQUARE • OBROND • SINGLE-D  
 DOUBLE-D • QUAD-D • HEXAGON • OCTAGON  
 ADD \$10 PER SET FOR: LONG-D & EQUILATERAL

**EXPEDITING SERVICES**  
**1FDS** • ORDER BY 3 pm, Order Ships The Next or same work day — **Add 25%**  
**2FDS** • ORDER BY 3pm, Order ships in 1-2 work days— **Add 10%**

# ENSURE YOUR TOOLS ARE SHARPENED PROPERLY

If facilities aren't available to properly care for your tooling, CE offers a tool sharpening service at low rates and 1-2 day turn around.

<b>PUNCH Sharpening Cost</b> <i>FLAT (NO SHEAR)</i>	Qty 1-3	Qty 4-10	Qty 11-25
Max. diagonal Up to 2-1/4"			
TIP DIAGONAL 2-1/4 TO 5"			
TIP DIAGONAL 5" TO 8"			

<b>DIE SHARPENING COSTS</b>	Qty 1-3	Qty 4-10	Qty 11-25
O.D. UP TO 2-1/4" DIAMETER			
O.D. OVER 2-1/4 TO 6-1/2"			
O.D. > 6" - 11" Diameter			

## Specifications

<b>PUNCH PRESSES</b>	MODEL 1210	MODEL 1210AH*
Throat Depth	12" (305mm)	12" (305mm)
Stations	10	10
Maximum Material Capacity	1" (25.4mm) Diameter hole in 14 gauge (2mm) mild steel (With proper punch shear and die clearance).	
Clearance between die tops and punches	7/32" (5.5mm)	7/32" (5.5mm)
Cycles	Up to 60 strokes/minute	
Air Consumption	125 cu. in. per stroke at 100 PSI	
Press Width	3-1/2" (89mm)	3-1/2" (89mm)
Press Length	22" (559mm)	22" (559mm)
Press Height	15-1/2" (394mm)	26" (660mm)
Mounting	Bench or Stand	Floor Stand
Press Weight	125# (57kg)	138# (63kg)
Shipping Weight	152# (69kg)	165# (75kg)

\* Standard features on the Model 1210AH include Thor's sturdy Model FS-12 floor stand, air filter, regulator, lubricator unit, and a foot operated air valve.

### 1210 SERIES TOOLING

<b>PUNCH STYLES</b>	STYLE #1	STYLE #2
Shank Diameter	1/2" (12.7mm)	1/2" (12.7mm)
Overall Length	2-13/32" (61mm)	2-13/32" (61mm)
Point Size Range— (Diameter or Diagonal)	Up to 1/2" (12.7mm)	Over 1/2" (12.7mm) Up to 1" (25.4mm)
Fits Station Numbers	#1 to #10	#6 to #10

For cost of tooling, see the current Thor 1210 Series Tooling Price List

<b>DIE STYLES</b>	STYLE A	STYLE B
Die Diameter	1-1/4" (31.7mm)	1-9/16" (39.7mm)
Die Thickness	5/8" (16mm)	19/32" (15mm)
Fits Station Number	#1 to #6	#9 and #10

### ACCESSORIES

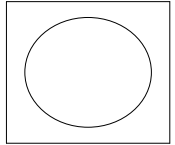
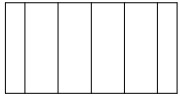


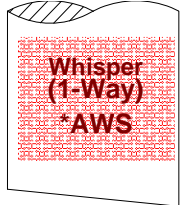
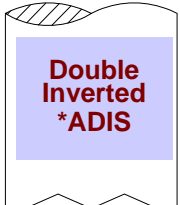
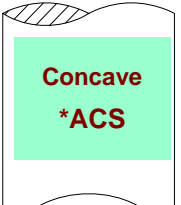
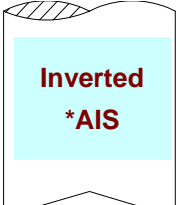
<b>WORK TABLES</b>	MODEL WTS-12	MODEL WTM-12	MODEL STY-12
Maximum gauge travel from punch centerline	---		
E to front	9-1/2" (241mm)	8-1/2" (216mm)	---
E to back	9-1/2" (241mm)	6-1/2" (216mm)	---
E to left	12" (305mm)	12-1/2" (317mm)	---
E to right	12" (305mm)	12-1/2" (317mm)	---
Maximum template size	---		9-1/2" x 19" (241mm x 483mm)
Voltage	110 Volts, 60 Cycles or 220 Volts, 50 cycles (if specified)		
Table dimensions	5/16" x 22" x 24" (8mm x 559mm x 610mm)		
Net Weight	56# (26kg)	74# (34kg)	74# (34kg)
Shipping Weight	109# (50kg)	125# (57kg)	127# (58kg)

All Thor table tops are constructed of heavy duty, thick steel plates—stress relieved and precision ground to prevent warping and insure flatness. Thor worktables come equipped with necessary mounting hardware and a comprehensive instruction booklet.

<b>FLOOR STAND</b>	MODEL FS-12	MODEL FS-12AH
Net Weight	84# (38kg)	84# (38kg)
Shipping Weight	102# (47kg)	114# (52kg)

Thor's sturdy floor stand provides the press operator with two shelves and a storage tray for spare tooling.

Specifications for the 1210 Series Turret Punch Presses, accessories and tooling are subject to change without notice.



# CE TOOLING, INC.

## Original-THOR TOOLING 1210-TH

Pricing is for Punch Tip Sizes .093" (2.3mm) to 1.000" (25.39mm)

Station →	A	B
Max. Diagonal	.750	1.0"
Punch Shank O.D	.500	.500
Die O.D.	1.25	1.562
Die Height	.625	.610

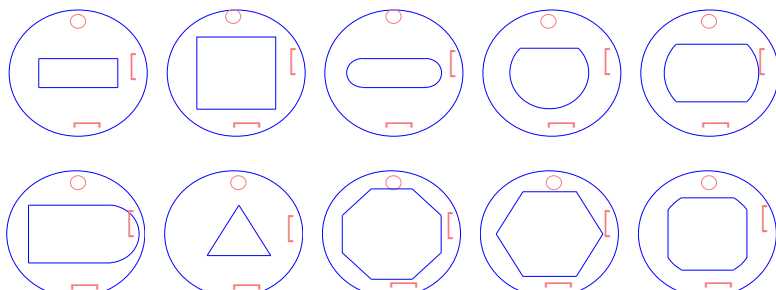
Shaped Punches Include .062 Wide x .035 High Key



Sta.	Range	SHAPE	PUNCH (S7/ A2 Tool Steel)	PART#	PUNCH PRICE	DIE (S7 Tool Steel)	PART#	DIE PRICE
A	.093 - .500"	ROUND		THA1-Pr			THA1Dr	
		SHAPE		THA1-Ps			THA1Ds	
	.501-.75"	ROUND		THA2-Pr			THA2-Dr	
		SHAPE		THA2-Ps			THA2-Ds	
B	.093 -1.0"	ROUND		THB-Pr		THB-Dr		
		SHAPE		THB-Ps		THBDs		

Pricing for Sizes .093(2,3mm) & Less  
 Widths or Dia. Under .093 (2.36mm) Add 30% to set price  
 Widths or Dia. Under .062 (1.57mm) Add 50% to set price

Shape punch & die are keyed @ 0° for 0 & 90°. Other angles available.  
 Minimal additional cost to Punch and to Die are applicable.  
**Go To Page 2 for ordering diagram for tools on Angles.**  
 Extra Die Pin can be provided @ 0°, 180°, 45° & 135° at minimal additional cost.  
 Extra 180° Key on Punches available at additional cost.



**10 Standard Shapes can ship in 2-5 work days.**

**FABRICATING TOOLS**  
and Accessories for most  
Punching, Bending and  
Shearing Equipment



**C.E. TOOLING, INC.**



www.cetooling.com

C.E. TOOLING, INC.

**MANUFACTURING TURRET PRESS  
TOOLING SINCE 1966**

***Specializing in tooling and machine parts for***  
Amada, Behrens, Boschert, Chassis Maker, Diacro®,  
Danobat, Durma, Ehrt, Euromac, Finnpower, Haco, Murata  
Wiedemann, Nisshinbo, Omes, Pullmax, Rainer, Salvagnini,  
Simasv, Strippit®, Trumpf, Raskin, Whitney, Yawei  
and similar presses.

***Further offering of tools for:*** Brake Press, Ironworker,  
Shear Blades, Stamping Die-Sets C-Frame, Tube & Pipe



**CE TOOLING, INC.**  
2560 W. Brooks Ave.  
N. Las Vegas NV 89032

**[sales@cetooling.com](mailto:sales@cetooling.com)**

Tel. 702 736-2958

**[www.cetooling.com](http://www.cetooling.com)**

Fax 702 736-3038



LOCAL SALES REPRESENTATIVE  
DISTRIBUTORS

